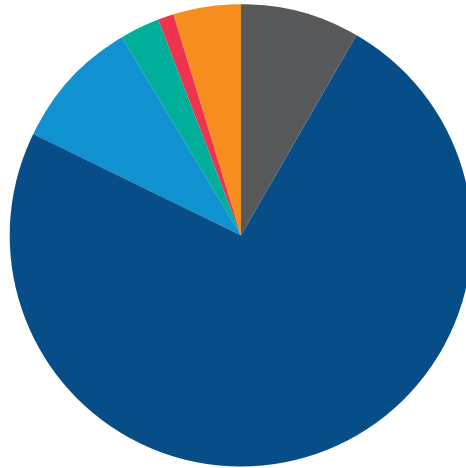


# Membership Snapshot

## 2020

### Composition by member type

- 9% Associate
- 79% Member
- 10% Chartered Member
- 3% Chartered Fellow
- 1% Distinguished Fellow
- 3% Retired



### Nelson/Marlborough Branch composition

IN 2020 THERE WERE

# 322

MEMBERS TOTAL

# 253

NELSON

# 60

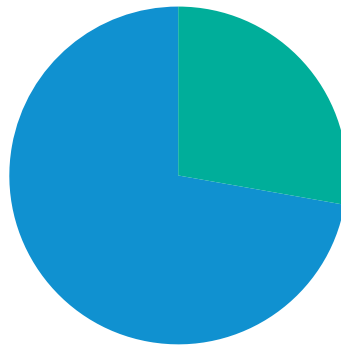
BLENHEM

# 8

OUT OF REGION

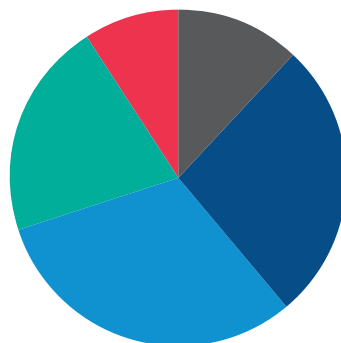
### Composition by member gender in Nelson/Marlborough

- 28% Female
- 72% Male

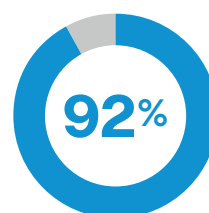


### Composition by age

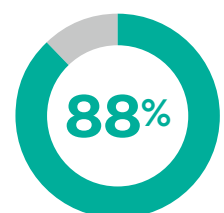
- 12% 18-39 years
- 27% 40-49 years
- 31% 50-59 years
- 21% 60-69 years
- 9% 70+ years



### Retention Rate



NELSON/  
MARLBOROUGH



NATIONAL

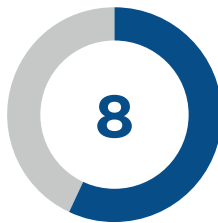
# Membership Snapshot

## 2020

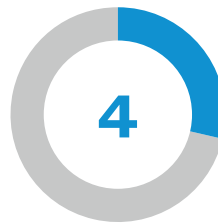
### Nelson/Marlborough Branch events



BRANCH  
EVENTS TOTAL



NELSON  
EVENTS



BLENHEIM  
EVENTS



ONLINE  
EVENTS

### Member engagement

